

Maestro

LED

Maestro is a park luminaire with Scandinavian simplicity and precise details. Maestro is perfect for parks and walkways where high quality and efficient but perfectly controlled light is needed.



Graphite grey

Optics

Ensto luminaires include variable possibilities for optical solutions to choose from. Symmetric, wide and many others, our product families have several options for light distribution and -output to fit your project and demand.

DALI

DALI drivers enable luminaires to be connected to DALI based control systems and Smart Buildings. Compared to a fixed output installation, the dimming and individual control capability provided by DALI enables considerable energy savings and control, depending on luminaire specifications.

BaseDim

Ensto BaseDim -solution makes energy saving easy without compromising safety or area lighting. BaseDim drops light output 50% during 8 hours in dark time. It's automatic and simple, but gives you benefits in energy saving.

SmartDim

Ensto SmartDim is a programmable dimming solution which gives you optimized energy saving and light output when and where it's needed. You can choose maximum of 5-steps and levels during the dark hours.

Dimming

Ensto can provide many dimming possibilities for luminaires. 1-10V, Switch Dim, DALI and base light are just few examples of possibilities to change the light output to fit your premises.

"Reduced design but modern."





Black



Pearl grey

Structure

- Hat: powder-coated aluminium
- Base: powder-coated aluminium
- Colours: pearl grey, graphite grey (Akzo900 grey) and black (RAL 9005)
- Diffuser: UV-stabilized clear polycarbonate
- Inner diffuser and decorative rings are acrylic
- Maestro 4000 K selection:
 - Power_{start} 25W, Power_{end} 27W, luminaire luminous flux 3100 lm
 - Power_{start} 36W, Power_{end} 40W, luminaire luminous flux 4350 lm
- Maestro 3000 K selection:
 - Power_{start} 25W, Power_{end} 27W, luminaire luminous flux 2940 lm
 - Power_{start} 36W, Power_{end} 40W, luminaire luminous flux 4130 lm
- Optics: Round symmetric
Ra > 80, power factor 0,95
Ambient temperature -40 °C - +30 °C
LED-modules lifetime 100 000h (L₁₀₀B₅₀), T_a=25 °C
- Macadam 3
- Lifetime of control gear 100 000h (10 % fr)
- Projected wind area 0,092 m²
- Overvoltage protection 6kV
- CLO-function as a standard

Mounting

- On ø 60 mm column or on stepped column ø 60 mm
- Connection lead 4,5 m VSKN(H07RN-F) 2x1,5 mm² included. DALI-versions 4,5 m 4x1,5 mm²
- Recommended mounting height 3-5 meters

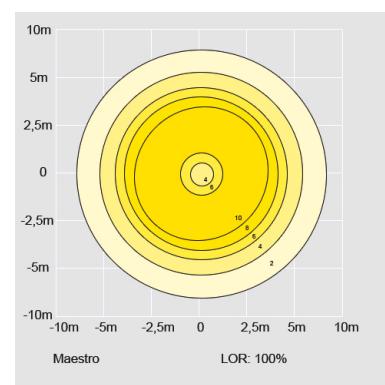
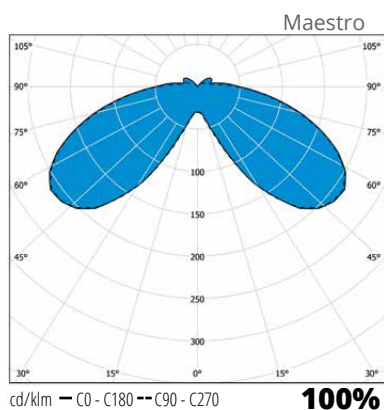
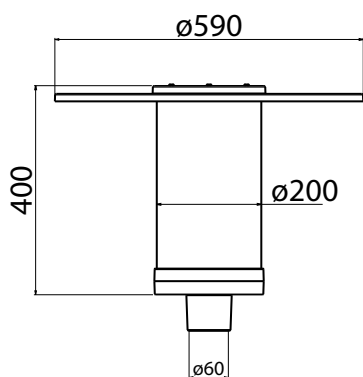
Made to order

- 1-10V
- DALI
- BaseDim (BD) - nighttime dimming, onestep
- SmartDim - nighttime dimming, multistep
- AmpDim
- Lineswitch


E number	Type	Product name	Base	Colour	Kg	Additional information
Maestro 4000 K - 3100 lm						
45 032 20	MAE30LGH	MAE30LGH IP65 25W/840 PC GH	LED	graphite grey	5,6	
45 032 22	MAE30LGHED	MAE30LGHED IP65 25W/840 PC GH	LED	graphite grey	5,6	DALI (ED)
45 032 23	MAE30LHH	MAE30LHH IP65 25W/840 PC HH	LED	pearl grey	5,6	
45 032 25	MAE30LHHED	MAE30LHHED IP65 25W/840 PC HH	LED	pearl grey	5,6	DALI (ED)
45 032 26	MAE30LM	MAE30LM IP65 25W/840 PC M	LED	black	5,6	
45 032 28	MAE30LMED	MAE30LMED IP65 25W/840 PC M	LED	black	5,6	DALI (ED)
Maestro 4000 K - 4350 lm						
45 032 29	MAE40LGH	MAE40LGH IP65 36W/840 PC GH	LED	graphite grey	5,6	
45 032 31	MAE40LGHED	MAE40LGHED IP65 36W/840 PC GH	LED	graphite grey	5,6	DALI (ED)
45 032 32	MAE40LHH	MAE40LHH IP65 36W/840 PC HH	LED	pearl grey	5,6	
45 032 33	MAE40LHHED	MAE40LHHED IP65 36W/840 PC HH	LED	pearl grey	5,6	DALI (ED)
45 032 34	MAE40LM	MAE40LM IP65 36W/840 PC M	LED	black	5,6	
45 032 35	MAE40LMED	MAE40LMED IP65 36W/840 PC M	LED	black	5,6	DALI (ED)



E number	Type	Product name	Base	Colour	Kg	Additional information
Maestro 3000 K - 2940 lm						
45 033 23	MAE30LGH/3K	MAE30LGH IP65 25W/830 PC GH	LED	graphite grey	5,6	
45 033 51	MAE30LGHED/3K	MAE30LGHED IP65 25W/830 PC GH	LED	graphite grey	5,6	DALI (ED)
45 033 25	MAE30LHH/3K	MAE30LHH IP65 25W/830 PC HH	LED	pearl grey	5,6	
45 033 52	MAE30LHHED/3K	MAE30LHHED IP65 25W/830 PC HH	LED	pearl grey	5,6	DALI (ED)
45 033 26	MAE30LM/3K	MAE30LM IP65 25W/830 PC M	LED	black	5,6	
45 033 53	MAE30LMED/3K	MAE30LMED IP65 25W/830 PC M	LED	black	5,6	DALI (ED)
Maestro 3000 K - 4130 lm						
45 033 28	MAE40LGH/3K	MAE40LGH IP65 36W/830 PC GH	LED	graphite grey	5,6	
45 033 54	MAE40LGHED/3K	MAE40LGHED IP65 36W/830 PC GH	LED	graphite grey	5,6	DALI (ED)
45 033 29	MAE40LHH/3K	MAE40LHH IP65 36W/830 PC HH	LED	pearl grey	5,6	
45 033 55	MAE40LHHED/3K	MAE40LHHED IP65 36W/830 PC HH	LED	pearl grey	5,6	DALI (ED)
45 033 31	MAE40LM/3K	MAE40LM IP65 36W/830 PC M	LED	black	5,6	
45 033 56	MAE40LMED/3K	MAE40LMED IP65 36W/830 PC M	LED	black	5,6	DALI (ED)



Luminaires per miniature circuit breaker	B10	B16	C10	C16
MAE30xxx	15	24	24	40
MAE30xxxED, DALI	13	21	21	35
MAE40xxx	15	24	24	40
MAE40xxxED, DALI	13	21	21	35



Maestro can be used to replace old technical solutions with cutting-edge lighting technology while maintaining the original style and appearance.

